



Your partner in lighting technology

SONIC LED

SFB2 Slim Batten Series



Features & Benefits

Surface mounted economic slimline batten in either single or double T8 LED lamp. Provides maximum light output and ease of installation.



SFB2 2C

Application

Suitable for indoor general lighting, corridors, staircase, walkway, lift lobby and schools.

Control

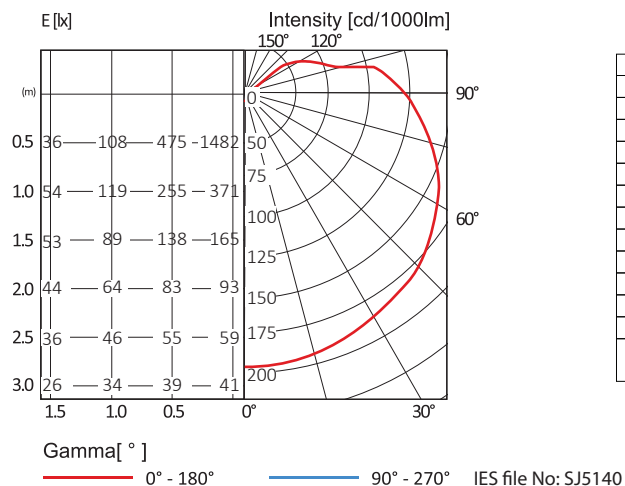
*Dimming Option

Fixed Output

Luminaire Product Description

Mounting	Surface/Wall
Housing Material	Cold Rolled Steel
Coating	Epoxy Polyester Powder
Light Source	T8 LED lamp
Input Voltage	240V~, 50Hz
Operating Temperature	45°C
Power Factor	>0.9
Ingress Protection	IP20
Insulation Classification	Class I

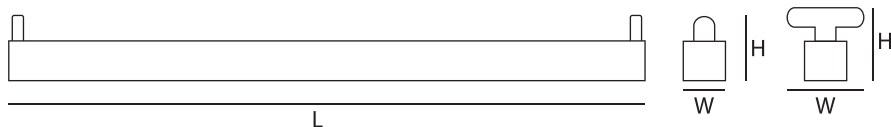
Photometric



TM5 Utilization Factors

Utilization factors			LOR=101.1%			DLOR=81.5%			ULOR=19.6%		
Room reflection			Room index								
C	W	F	0.75	1	1.25	1.5	2	2.5	3	4	5
0.7	0.5	0.2	N.A.	57	64	69	76	81	84	89	93
	0.3		N.A.	49	55	61	68	74	78	84	88
	0.1		N.A.	42	49	54	62	68	72	79	83
0.5	0.5	0.2	N.A.	53	58	63	69	74	77	82	85
	0.3		N.A.	46	52	56	63	68	72	77	81
	0.1		N.A.	40	46	51	58	63	67	73	77
0.3	0.5	0.2	N.A.	49	54	58	64	67	70	74	77
	0.3		N.A.	43	48	52	59	63	66	71	74
	0.1		N.A.	38	44	48	54	59	63	68	71
0.0	0.0	0.0	N.A.	34	38	42	48	52	55	59	62
			SHR NOM=1.75			SHR MAX=1.77			SHR MAX		
						TR=2.25					

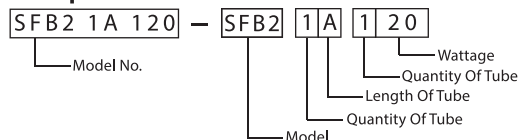
Dimension



Order Reference

Model	Quantity Of Tube	Length Of Tube
SFB2	1	A (2ft)
	2	C (4ft)

Example :



Order Information

Model No.	No. Of Lamp	L(mm)	L1(mm)	W(mm)	W1(mm)	H(mm)	H1(mm)
SFB2 1A 120	1	614		51		61	
SFB2 2A 220	2			100		66	
SFB2 1C 140	1	1223	-	51	-	61	-
SFB2 2C 240	2			100		66	

Note : Subject to +/- 1.5mm

*Other various types are available upon request.