



Your partner in lighting technology



SONIC LED

SCR LED LINEAR Weatherproof Series

Features & Benefits

IP 65 weatherproof batten is a durable, robust polycarbonate base and diffuser. Gear tray retaining strap for easy installation and maintenance. Knockout and IP gland supplied for connections and through wiring. Use only the fixing brackets supplied, screws should not be used directly through the base.

Application

Ideal for car parks, loading bays, corridors, warehouses, workshops and laboratories.

Luminaire Product Description

| | |
|---------------------------|---------------------|
| Mounting | Surface |
| Housing Material | Polycarbonate |
| Power Supply | 240V 50Hz |
| Operating Temperature | -20°C ~+35°C |
| Power Factor | 0.95 |
| Total Harmonic Distortion | ≤20% |
| Ingress Protection | IP65 |
| Insulation Classification | Class I |
| Life Cycle | 30,000hrs/50,000hrs |

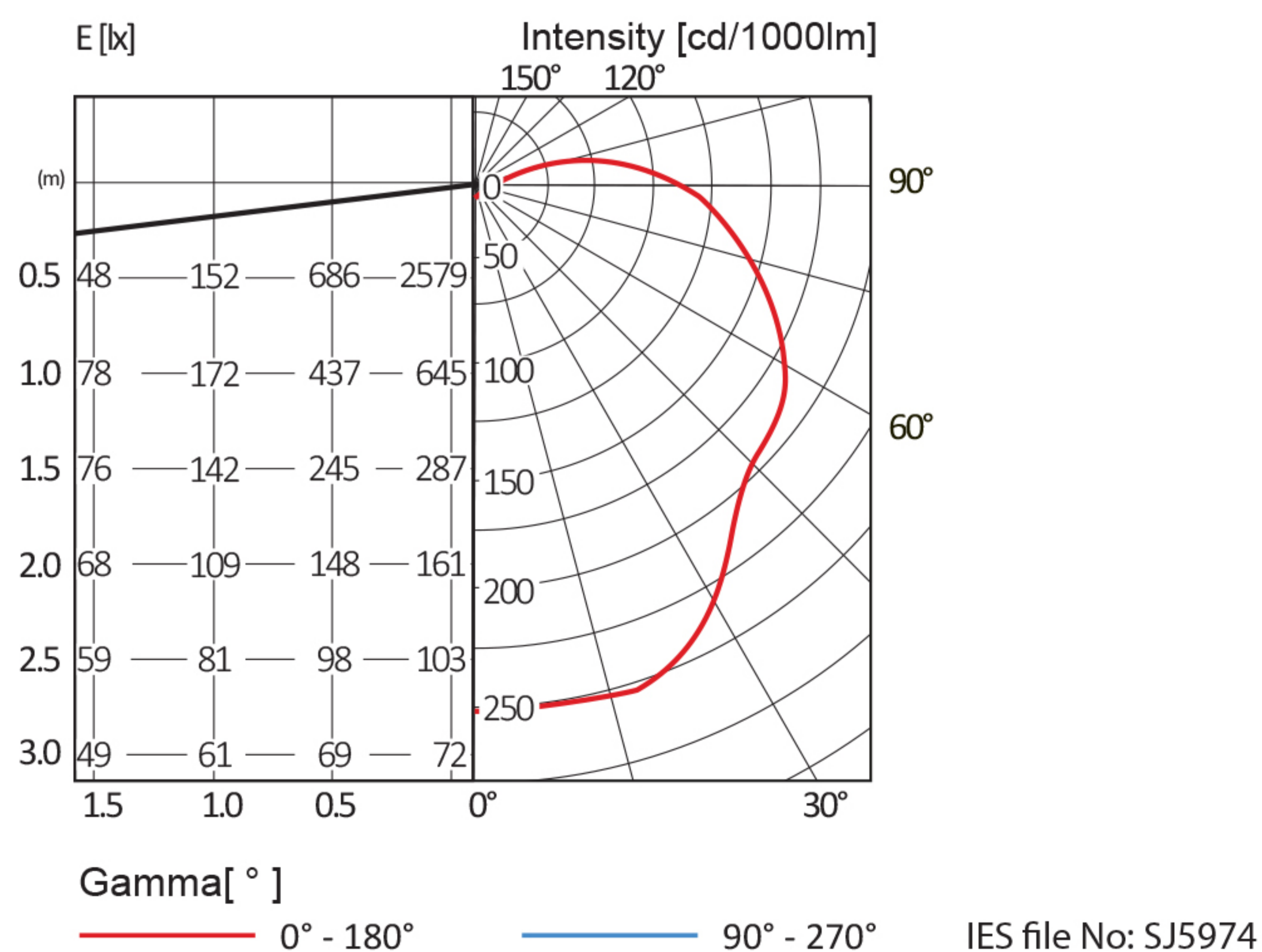
Optics

| | |
|-------------------|-----------------|
| Diffuser Material | Polycarbonate |
| Diffuser Pattern | Frosted U Shape |

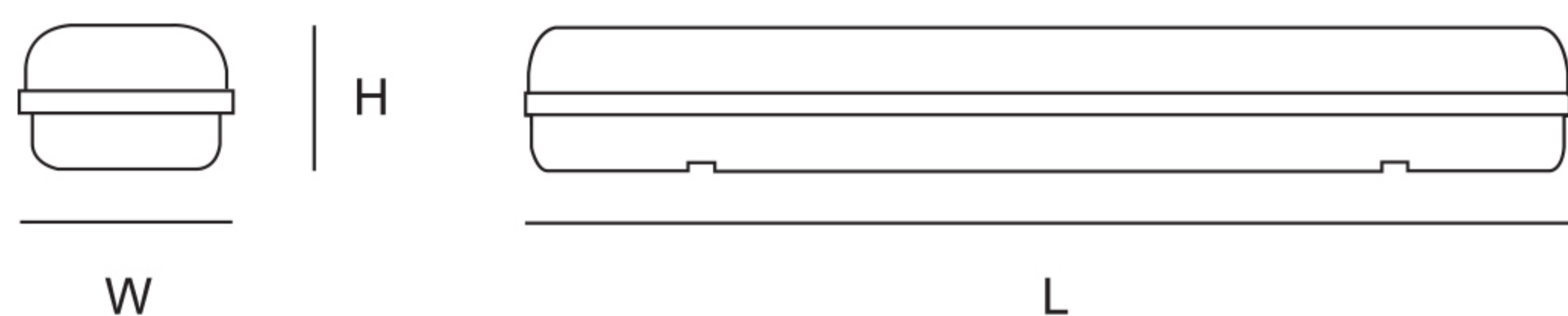
Control

| | |
|-----------------|-------------------------|
| *Dimming Option | Fixed Output/Dali/1-10V |
|-----------------|-------------------------|

Photometric



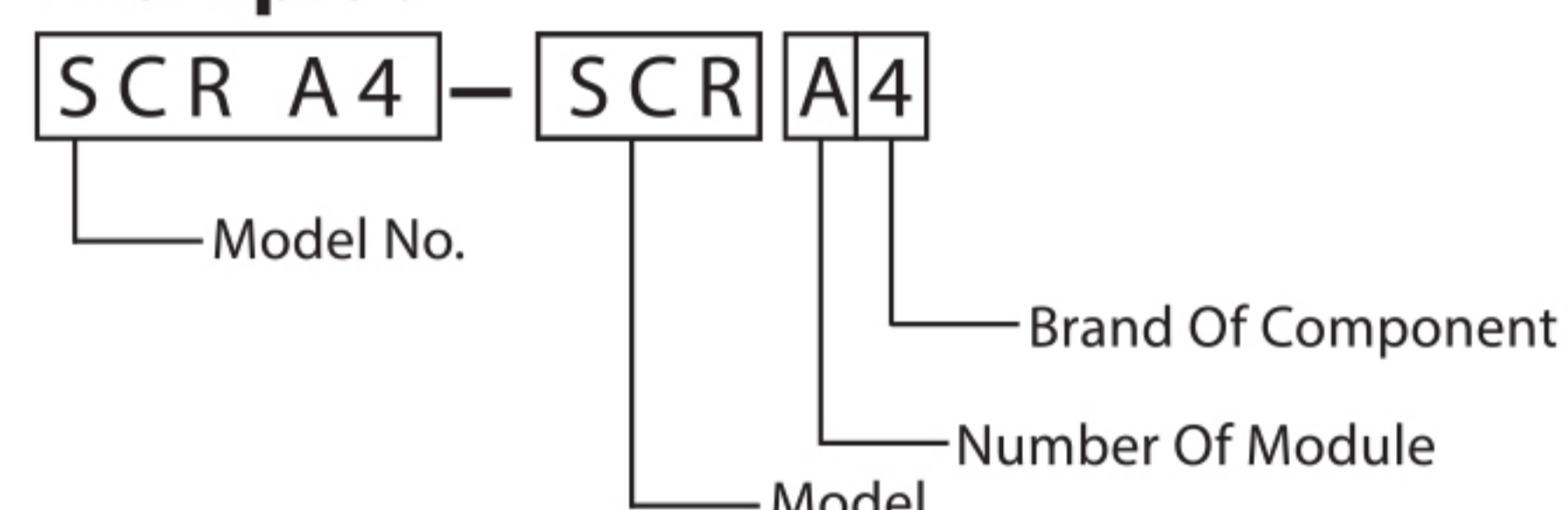
Dimension



Order Reference

| Model | Number Of Module | Brand Of Component |
|-------|---|-----------------------------|
| SCR | A (1 module) B (2 modules) C (3 modules) D (4 modules) | 4 - Philips 5 - Tridonic |

Example :



Order Information

| Model No. | Dimension (LxWxH)(mm) | Driver Model | Light Source Model | Module Dimension (WxL)(mm) | Nominal Lumen Per Modules (lm) @25°C | CRI & CCT | Nominal Power (W) | Nominal System Lumen Output (lm) | Nominal System Efficacy (lm/W) |
|------------|-----------------------|--------------|--------------------|----------------------------|--------------------------------------|-------------|-------------------|----------------------------------|--------------------------------|
| SCR A4 120 | 660x85x87 | CertaDrive | CertaFlux | 20x560 | 1550 | 830/840/865 | 12 | 1250 | 104 |
| SCR A4 120 | | | | | 2200 | | 17 | 1800 | 106 |
| SCR B4 220 | 660x134x87 | | | | 1550 | | 23 | 2450 | 107 |
| SCR B4 220 | | | | | 2200 | | 34 | 3450 | 101 |
| SCR B4 140 | 1269x85x87 | | | | 1550 | | 23 | 2550 | 111 |
| SCR B4 140 | | | | | 2200 | | 33 | 3600 | 109 |
| SCR D4 240 | 1269x134x87 | | | | 1550 | | 46 | 5050 | 110 |
| SCR D4 240 | | | | | 2200 | | 68 | 7250 | 107 |

Note : Subject to +/- 1.5mm

*Other various types are available upon request.