



SONIC LED

SB T8 Bare Batten Series

Features

LED T8 bare batten provides maximum light output and energy efficient solution. Ideal replacement for traditional fluorescent T8. Suitable for a wide range of general lighting applications.

Applications

Ideal for indoor application, corridors, staircase, walkway, lift lobby and schools.

Optional Features / Accessories

Fixed Output/Dali/1-10V

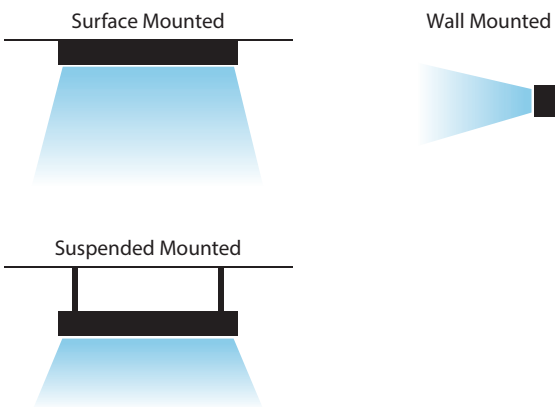


TM5 Utilization Factors

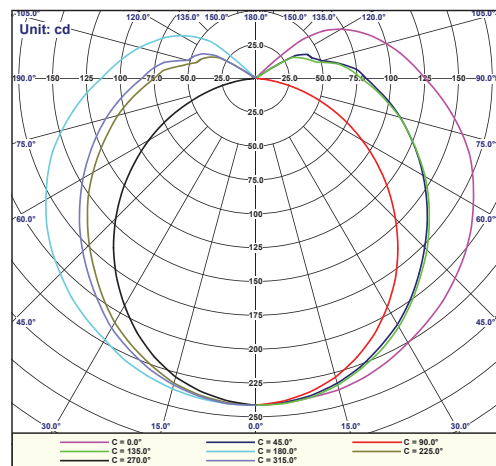
Reflectance			Room Index (K)								
Ceiling	Wall	Floor	0.75	1.00	1.25	1.50	2.00	2.50	3.00	4.00	5.00
0.70	0.50	0.20	0.49	0.57	0.64	0.69	0.76	0.81	0.85	0.90	0.93
0.70	0.30	0.20	0.41	0.48	0.56	0.61	0.69	0.74	0.79	0.84	0.88
0.70	0.10	0.20	0.35	0.42	0.50	0.55	0.63	0.69	0.73	0.80	0.84
0.50	0.50	0.20	0.46	0.53	0.59	0.64	0.70	0.75	0.78	0.83	0.86
0.50	0.30	0.20	0.39	0.46	0.52	0.57	0.64	0.69	0.73	0.78	0.82
0.50	0.10	0.20	0.34	0.40	0.47	0.52	0.59	0.65	0.69	0.74	0.78
0.30	0.50	0.20	0.43	0.49	0.55	0.59	0.65	0.69	0.72	0.76	0.79
0.30	0.30	0.20	0.37	0.43	0.49	0.54	0.60	0.65	0.68	0.73	0.76
0.30	0.10	0.20	0.32	0.38	0.45	0.49	0.56	0.61	0.64	0.70	0.73
0.00	0.00	0.00	0.29	0.34	0.40	0.44	0.50	0.54	0.57	0.62	0.65
Distribution Factors		Floor:	0.29	0.34	0.40	0.44	0.50	0.54	0.57	0.62	0.65
		Wall:	0.55	0.50	0.44	0.40	0.34	0.30	0.26	0.22	0.19
		Ceiling:	0.17	0.17	0.17	0.17	0.17	0.17	0.17	0.17	0.17
BZ Numbers:			6	6	6	6	6	6	6	6	6

SHR Nominal = 1.50:1 SHR Maximum = 1.59:1

Mounting



Lighting Data



Luminous intensity values are shown radially from centre.
Elevation angle values are shown around the outside of the graph.
Report Number: (2024EB0303)



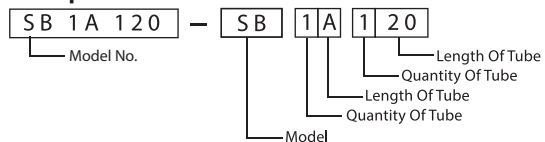
Specifications

Model	SB 1A 120	SB 2A 220	SB 1C 140	SB 2C 240	SB 3C 340
Nominal Power	8W	16W	14W	28W	42W
Nominal System Lumen Output	1100 lm	2200 lm	2100 lm	4200 lm	6300 lm
Nominal System Efficacy	138 lm/W	138 lm/W	150 lm/W	150 lm/W	150 lm/W
Light Source	T8 LED Tube				
LED Tube Size	Ø26-588mm		Ø26-1198mm		
Colour Temperature (CCT)	3000K/4000K/6500K				
Input Voltage	240V~50Hz				
Colour Rendering Index (CRI)	>80				
Luminaire Rated Life	50,000hrs (L70B50)				
Operating Temperature	-20°C ~ +45°C				
Power Factor	0.9PF				
Total Harmonic Distortion	≤20%				
Insulation Class	Class I				
Housing Material	Cold Roll Steel				
Ingress Protection	IP20				

Order Reference

Model	Quantity Of Tube	Length Of Tube
SB	1	A (2ft)
	2	C (4ft)
	3	D (5ft)
	4	

Example :



Order Information

Model No.	No. Of Lamp	L(mm)	W(mm)	H(mm)
SB 1A 120	1	612	54	87
SB 2A 220	2	612	100	87
SB 1C 140	1	1221	54	87
SB 2C 240	2	1221	100	87
SB 3C 340	3	1221	129	87

Note : Subject to +/- 1.5mm

*Other various types are available upon request.

Dimensions

