



MS IEC 60598-2-2
MS IEC 60598-1
PC003594

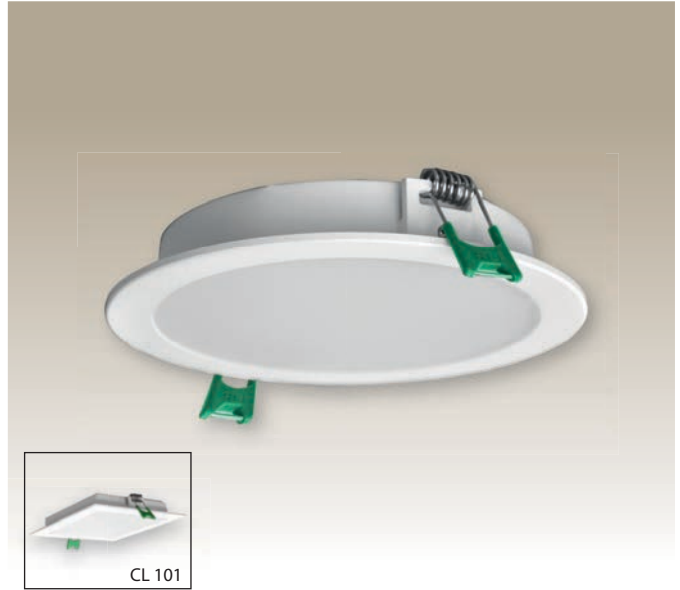


PLUTO LED

CL 100 / CL 101 Downlight Series HE

Features

Recessed mounted LED Downlight in white finish and separate energy efficient electronic driver.



Applications

Ideal for restaurants, general shops, small offices, reception area and etc.


Optics

Diffuser Material	Polycarbonate
Diffuser Pattern	Frosted

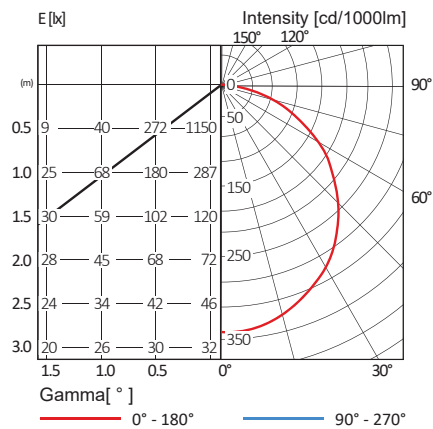
Optional Features / Accessories

Fixed Output/1-10V

Mounting



Lighting Data



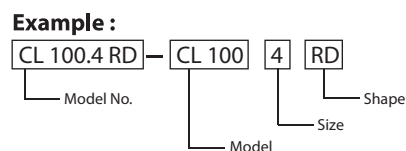
IES file No: SJ5183

Specifications

Model	CL 100.4 RD	CL 100.6 RD	CL 100.8 RD	CL 101.4 SQ	CL 101.6 SQ	CL 101.8 SQ
Nominal Power	12W	18W	24W	12W	18W	24W
Nominal System Lumen Output	1000 lm	1500 lm	1900 lm	1090 lm	1550 lm	1900 lm
Nominal System Efficacy	83 lm/W	83 lm/W	79 lm/W	91 lm/W	86 lm/W	79 lm/W
LED Driver	SJ Lite Eco					
Light Source	SJ Lite Eco					
Colour Temperature (CCT)	3000K/4000K/6500K					
Input Voltage	220-240V~50Hz					
Colour Rendering Index (CRI)	80					
Luminaire Rated Life	25,000hrs (L70B50)					
Operating Temperature	-20°C ~ +45°C					
Power Factor	0.9PF					
Total Harmonic Distortion	>20%					
Insulation Class	Class II					
Housing Material	Die Cast Aluminium					
Ingress Protection	IP20					

Order Reference

Model	Size	Shape
CL 100	4	RD
CL 101	6	SQ
	8	



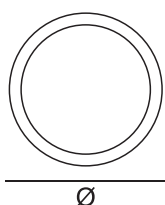
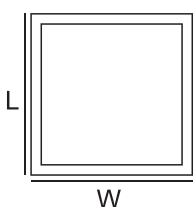
Order Information

Model No.	Ø/L (mm)	W(mm)	H(mm)
CL 100.4 RD	150	-	25
CL 100.6 RD	175	-	25
CL 100.8 RD	225	-	25
CL 101.4 SQ	150	150	25
CL 101.6 SQ	175	175	25
CL 101.8 SQ	225	225	25

Note : Subject to +/- 1.5mm

*Other various types are available upon request.

Dimensions



CL 100.4 RD - 138 ± 2mm
CL 100.6 RD - 160 ± 2mm
CL 100.8 RD - 215 ± 2mm



CL 101.4 SQ - 138x138 ± 2mm
CL 101.6 SQ - 160x160 ± 2mm
CL 101.8 SQ - 212x212 ± 2mm