



MS IEC 60598-2-2  
MS IEC 60598-1  
PS008206



# PLUTO LED

## SL 190 Downlight Series

### Features

Full portfolio from 600lm - 2000lm, available in 830/840/865 CCT with 4"6"8". Optimized diffuser provides good uniformity.

### Applications

Ideal for commercial building, offices, conference room, classrooms, shops and etc.


### Optics

Diffuser Material	Polycarbonate
Diffuser Pattern	Frosted

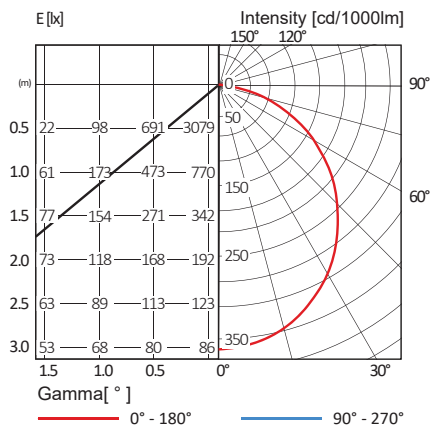
### Optional Features / Accessories

Dali/1-10V Dimming Control

### Mounting



### Lighting Data



IES file No: SJ5321



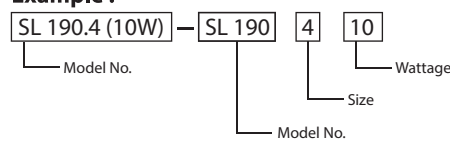
## Specifications

Model	SL 190.4 (10W)	SL 190.4 (12W)	SL 190.6 (12W)	SL 190.6 (15W)	SL 190.6 (20W)	SL 190.8 (20W)	SL 190.8 (23W)
Nominal Power	10W	12W	12W	15W	20W	20W	23W
Nominal System Lumen Output	1030 lm	1178 lm	1277 lm	1510 lm	2095 lm	2134 lm	2390 lm
Nominal System Efficacy	103 lm/W	98 lm/W	106 lm/W	101 lm/W	105 lm/W	107 lm/W	104 lm/W
LED Driver	Philips CertaDrive						
Light Source	DLM Slim						
Colour Temperature (CCT)	3000K/4000K/6500K						
Input Voltage	240V, 50Hz						
Colour Rendering Index (CRI)	>80						
Luminaire Rated Life	50,000hrs (L70B50)						
Operating Temperature	-20°C ~ +45°C						
Power Factor	>0.9PF						
Total Harmonic Distortion	≤20%						
Insulation Class	Class II						
Housing Material	Metal						
Ring Material	PBT						
Ingress Protection	IP20						

## Order Reference

Model	Size	Wattage	
SL 190	4	10	20
	6	12	23
	8	15	

### Example :



## Order Information

Model No.	Ø(mm)	H(mm)
SL190.4 (10W)	120	36
SL190.4 (12W)	120	36
SL190.6 (12W)	170	36
SL190.6 (15W)	170	36
SL190.6 (20W)	170	36
SL190.8 (20W)	223	37
SL190.8 (23W)	223	37

Note : Subject to +/- 1.5mm

\*Other various types are available upon request.

## Dimensions

