

# URANUS LED

## SL 422 LED Linear Highbay Series

### Features

Powerful LED light source with a unique design. Extruded aluminium housing act as heat sink. Precise control of light distribution.

### Applications

Ideal for manufacturing plants, multi-purpose halls, industrial areas and warehouses.

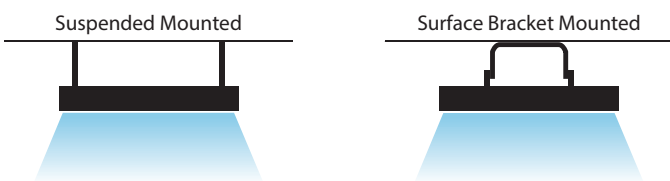
### Optics

Lens Material	Polycarbonate
Beam Angle	60°, 90°, 40x90°

### Optional Features / Accessories

Dali/1-10V Dimming Control / Motion Sensor
Steel Wire Rope
Yoke Mount Bracket

### Mounting



\* This luminaires should be mounted in a sheltered areas to ensure optimal functionality.



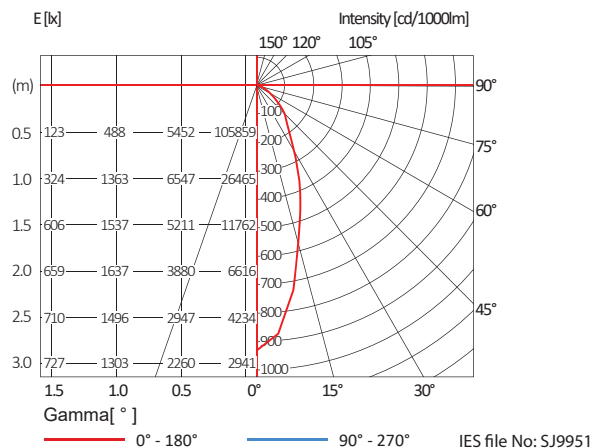
100W/150W/200W



300W



### Lighting Data





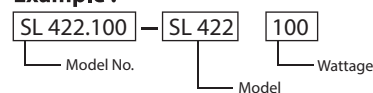
## Specifications

Model	SL 422.100	SL 422.150	SL 422.200	SL 422.300
Nominal Power	100W	150W	200W	300W
Nominal System Lumen Output	13000 lm	19500 lm	26000 lm	39000 lm
Nominal System Efficacy	130 lm/W			
LED Driver	Meanwell/Inventronics			
Light Source	LUMILEDS			
Colour Temperature (CCT)	3000K/4000K/6500K			
Input Voltage	100-240V~50/60Hz			
Colour Rendering Index (CRI)	>80			
Luminaire Rated Life	50,000hrs (L70B50)			
Operating Temperature	-25°C ~ +40°C			
Power Factor	>0.95PF			
Total Harmonic Distortion	≤20%			
Insulation Class	Class I			
Housing Material	Extruded Aluminium			
Ingress Protection	IP65			
Impact Protection	IK08			
Weight	3.2kg	4.4kg	5.4kg	8.6kg

## Order Reference

Model	Wattage
SL 422	100
	150
	200
	300

Example :



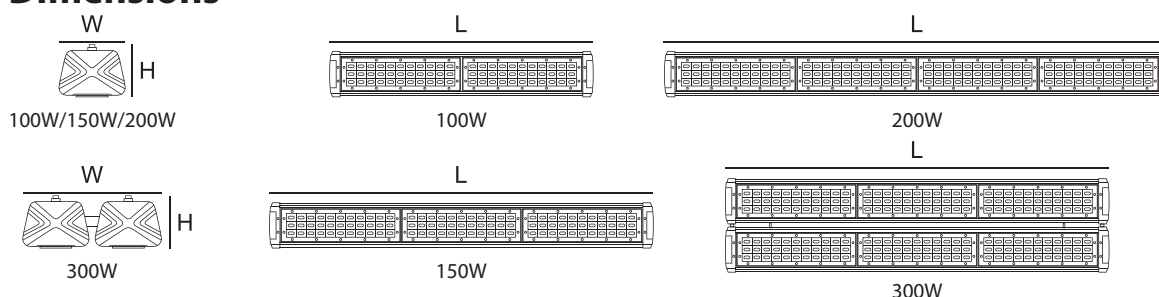
## Order Information

Model No.	L(mm)	W(mm)	H(mm)
SL 422.100	704	118	98
SL 422.150	1026	118	98
SL 422.200	1348	118	98
SL 422.300	1026	248	98

Note : Subject to +/- 1.5mm

\*Other various types are available upon request.

## Dimensions



\*All LED component are subject to the LED component manufacturers warranty terms and condition.

\*SJ Lite reserves the right to change and amend the specification without prior notice.