



MS IEC 60598-1
MS IEC 60598-2-1
PC005089



PLUTO LED

CL 102 / CL 103 Downlight Series (HE)

Features

Surface mounted LED downlight with polycarbonate housing.
Easy and simple connection with an integrated driver.



Applications

Ideal for restaurants, general shops, small offices, reception area and etc.

Optics

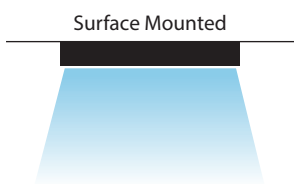
Reflector Material Acrylic

Diffuser Pattern Frosted

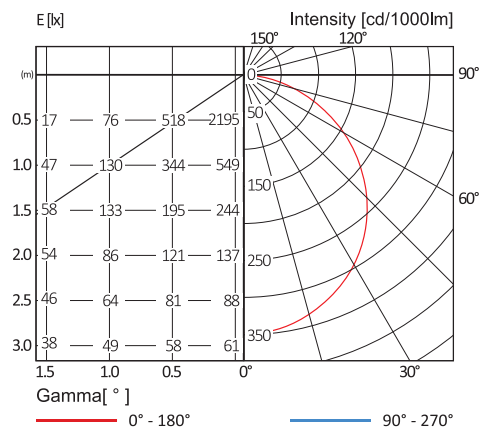
Optional Features / Accessories

Dali/1-10V Dimming Control

Mounting



Lighting Data



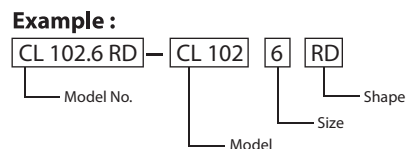
IES file No: SJ6673

Specifications

Model	CL 102.6 RD	CL 102.8 RD	CL 103.6 SQ	CL 103.8 SQ
Nominal Power	12W	18W	12W	18W
Nominal System Lumen Output	1075 lm	1600 lm	1050 lm	1530 lm
Nominal System Efficacy	90 lm/W	89 lm/W	88 lm/W	85 lm/W
LED Driver	Integrated			
Light Source	Integrated			
Colour Temperature (CCT)	3000K/4000K/6500K			
Input Voltage	220-240V, 50/60Hz			
Colour Rendering Index (CRI)	80			
Luminaire Rated Life	30,000hrs (L70B50)			
Operating Temperature	-20°C ~ +45°C			
Power Factor	0.5PF			
Total Harmonic Distortion	>20%			
Insulation Class	Class II			
Housing Material	Polycarbonate			
Ingress Protection	IP20			

Order Reference

Model	Size	Shape
CL 102	6	RD
CL 103	8	SQ



Order Information

Model No.	Ø/L (mm)	W(mm)	H(mm)
CL 102.6 RD	175	-	35
CL 102.8 RD	225	-	35
CL 103.6 SQ	175	175	35
CL 103.8 SQ	225	225	35

Note : Subject to +/- 1.5mm

*Other various types are available upon request.

Dimensions

