

# PLUTO LED

## SJ 560 / SJ 561 Downlight Series

### Features

Recessed mounted LED Downlight in white or black finish with different Correlated Colour Temp (CCT). Build in driver with 30,000 hrs long lasting operating time.



### Applications

Ideal for restaurants, general shops, small offices, reception area and etc.



Surface Frame (Round/Square)


### Optics

Reflector Material	Polycarbonate
Diffuser Pattern	Frosted
Beam Angle	120°

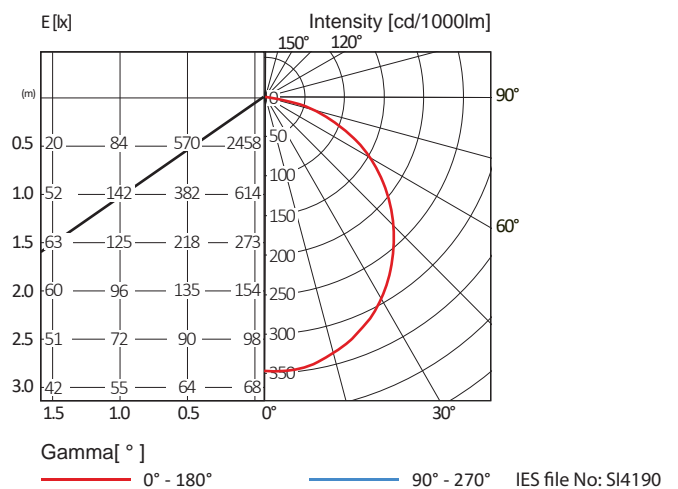
### Optional Features / Accessories

Dimming	Dali/1-10V Dimming Control
Accessories	Surface Frame (Round/Square)

### Mounting



### Lighting Data

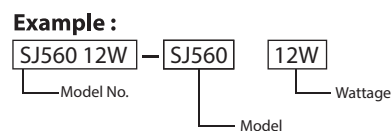


## Specifications

Model	SJ560 12W	SJ560 18W	SJ561 12W	SJ561 18W
Nominal Power	12W	18W	12W	18W
Nominal System Lumen Output	985 lm 1000 lm 1016 lm	1545 lm 1558 lm 1570 lm	985 lm 1000 lm 1020 lm	1565 lm 1580 lm 1590 lm
Nominal System Efficacy	80 lm/W			
LED Driver	Driver-on-Board (DOB)			
Light Source	SMD LED			
Colour Temperature (CCT)	3000K/4000K/6500K			
Input Voltage	220-240V, 50Hz			
Colour Rendering Index (CRI)	>80			
Luminaire Rated Life	30,000hrs			
Operating Temperature	-25°C~+45°C			
Power Factor	≥0.9PF			
Total Harmonic Distortion	>20%			
Insulation Class	Class II			
Housing Material	Nylon + PC			
Ingress Protection	IP20			

## Order Reference

Model	Wattage
SJ560	12W
SJ561	18W



## Order Information

Model No.	Ø/L(mm)	W(mm)	H(mm)
SJ560 12W	150	-	50
SJ560 18W	175	-	50
SJ561 12W	150	150	50
SJ561 18W	175	175	50

Note : Subject to +/- 1.5mm

\*Other various types are available upon request.

## Dimensions

