

PLUTO LED

SL 195 / SL 196 Downlight Series

Features

Designed for recessed mounted with high performance LED light source. Provides optimal light distribution and energy savings.



Applications

Ideal for commercial building, lobby, conventional hall, ballroom and etc.

Optics

Diffuser Material Clear / Frosted Glass

Reflector Material Aluminium

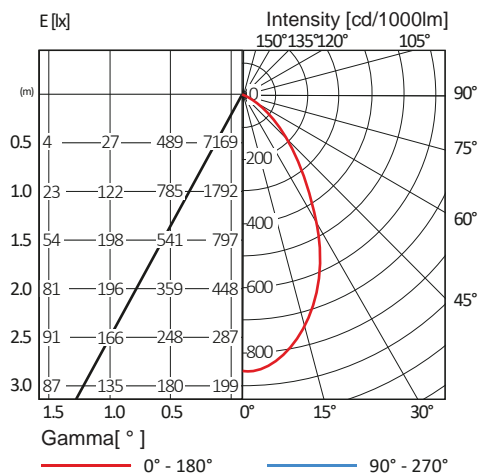
Optional Features / Accessories

Dali/1-10V Dimming Control

Mounting



Lighting Data



IES file No: SJ7578

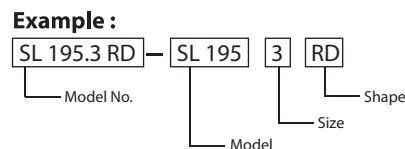


Specifications

Model	SL 195.3 RD	SL 195.4 RD	SL 195.6 RD	SL 195.8 RD	SL 196.3 SQ	SL 196.4 SQ	SL 196.6 SQ	SL 196.8 SQ
Nominal Power	5W	19W	27W	34W	5W	19W	27W	34W
	9W	24W	32W	41W	9W	24W	32W	41W
	11W			49W	11W			49W
	14W			53W	14W			53W
Nominal System Lumen Output	560 lm	2100 lm	2900 lm	4150 lm	560 lm	2000 lm	3100 lm	4100 lm
	870 lm	2400 lm	3250 lm	4650 lm	840 lm	2500 lm	3200 lm	4600 lm
	1250 lm			5500 lm	1300 lm			6000 lm
	1400 lm			6000 lm	1450 lm			6400 lm
Nominal System Efficacy	112 lm/W	110 lm/W	107 lm/W	122 lm/W	112 lm/W	105 lm/W	114 lm/W	120 lm/W
	96 lm/W	100 lm/W	101 lm/W	113 lm/W	96 lm/W	104 lm/W	100 lm/W	112 lm/W
	113 lm/W			112 lm/W	118 lm/W			122 lm/W
	100 lm/W			113 lm/W	103 lm/W			120 lm/W
LED Driver	VS/Philips							
Light Source	VS COB							
Colour Temperature	3000K/4000K/5700K							
Input Voltage	220-240V, 50/60Hz							
Colour Rendering Index	80							
Luminaire Rated Life	50,000hrs (L70B50)							
Operating Temperature	-20°C ~ +40°C							
Power Factor	0.9PF							
Total Harmonic Distortion	≤20%							
Insulation Class	Class I							
Housing Material	Aluminium							
Ingress Protection	IP20							

Order Reference

Model	Size	Shape
SL 195	3	RD
SL196	4	SQ
	6	
	8	



Order Information

Model No.	Ø/L(mm)	W(mm)	H(mm)
SL 195.3 RD	110	-	59
SL 195.4 RD	127	-	70
SL 195.6 RD	164	-	81
SL 195.8 RD	220	-	90
SL 196.3 SQ	110	110	59
SL 196.4 SQ	127	127	70
SL 196.6 SQ	164	164	81
SL 196.8 SQ	220	220	90

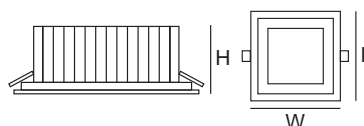
Note : Subject to +/- 1.5mm

*Other various types are available upon request.

Dimensions



SL 195.3 RD - 90mm ± 2mm
 SL 195.4 RD - 110mm ± 2mm
 SL 195.6 RD - 145mm ± 2mm
 SL 195.8 RD - 200mm ± 2mm



SL 196.3 SQ - 90x90mm ± 2mm
 SL 196.4 SQ - 110x110mm ± 2mm
 SL 196.6 SQ - 145x145mm ± 2mm
 SL 196.8 SQ - 200x200mm ± 2mm