



IEC 60598-1  
IEC 60598-2-1  
PS008202



# SONIC LED

## SWG T8 Vandal Proof Batten Series

### Features

Specially fabricated to incorporate a built-in camlock or padlock. Prevention against pilferage or any acts of vandalism. The wire guard is hinged on one side of the casing of easy maintenance and installation. Discrete appearance achieved with adjustable lampholder. Cover plate held securely by treaded nut, offering large screw area using hand for fast installation.

### Applications

Ideal for car parks, staircase, loading bays, corridors and lift lobbies.

### Optional Features / Accessories

1-10V Dimming Control




### TM5 Utilisation Factor Table

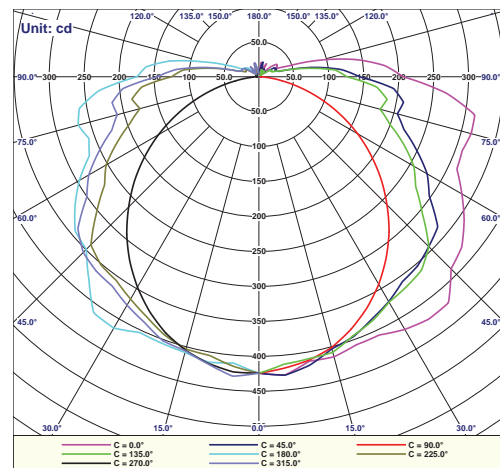
Reflectance			Room Index (K)								
Ceiling	Wall	Floor	0.75	1.00	1.25	1.50	2.00	2.50	3.00	4.00	5.00
0.70	0.50	0.20	0.49	0.57	0.64	0.69	0.77	0.82	0.85	0.91	0.94
0.70	0.30	0.20	0.41	0.49	0.56	0.61	0.69	0.75	0.79	0.85	0.89
0.70	0.10	0.20	0.35	0.42	0.50	0.55	0.63	0.69	0.74	0.80	0.85
0.50	0.50	0.20	0.47	0.54	0.60	0.65	0.72	0.76	0.80	0.84	0.88
0.50	0.30	0.20	0.39	0.46	0.53	0.58	0.65	0.71	0.74	0.80	0.84
0.50	0.10	0.20	0.34	0.41	0.48	0.53	0.60	0.66	0.70	0.76	0.80
0.30	0.50	0.20	0.44	0.51	0.57	0.61	0.67	0.71	0.74	0.79	0.82
0.30	0.30	0.20	0.38	0.44	0.51	0.55	0.62	0.67	0.70	0.75	0.78
0.30	0.10	0.20	0.33	0.39	0.46	0.51	0.57	0.62	0.66	0.72	0.76
0.00	0.00	0.00	0.30	0.35	0.42	0.46	0.52	0.57	0.60	0.65	0.68
Distribution Factors	Floor:		0.30	0.35	0.42	0.46	0.52	0.57	0.60	0.65	0.68
	Wall:		0.59	0.53	0.47	0.43	0.37	0.32	0.29	0.24	0.20
	Ceiling:		0.11	0.11	0.11	0.11	0.11	0.11	0.11	0.11	0.11
BZ Numbers:			6	6	6	6	6	6	6	6	6

SHR Nominal = 1.50:1 SHR Maximum = 1.64:1

### Mounting



### Lighting Data



Luminous intensity values are shown radially from centre.  
Elevation angle values are shown around the outside of the graph.  
Report Number: (2024EB0330)



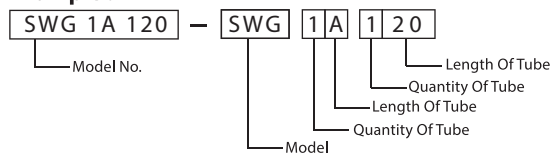
## Specifications

Model	SWG 1A 120	SWG 2A 220	SWG 1C 140	SWG 2C 240
Nominal Power	8W	16W	14W	28W
Nominal System Lumen Output	939 lm	1587 lm	1880 lm	3678 lm
Nominal System Efficacy	115 lm/W	100 lm/W	133 lm/W	129 lm/W
Light Source	SJ Lite T8 LED Tube (HE)			
Colour Temperature (CCT)	3000K/4000K/6500K			
Input Voltage	240V~50Hz			
Colour Rendering Index (CRI)	>80			
Luminaire Rated Life	50,000hrs (L70B50)			
Operating Temperature	-20°C ~ +45°C			
Power Factor	>0.9PF			
Total Harmonic Distortion	≤20%			
Insulation Class	Class I			
Housing Material	Cold Roll Steel			
Ingress Protection	IP20			

## Order Reference

Model	Quantity Of Tube	Length Of Tube
SWG	1	A (2ft)
	2	C (4ft)

### Example :



## Order Information

Model No.	No. Of Lamp	L(mm)	W(mm)	H(mm)
SWG 1A 120	1	629	81	109
SWG 2A 220	2	629	105	115
SWG 1C 140	1	1233	81	109
SWG 2C 240	2	1233	105	115

Note : Subject to +/- 1.5mm

\*Other various types are available upon request.

## Dimensions

